

OVERGROUND ROUTES FROM MAINLINE STATIONS

Whilst there is a proposed tube strike taking place during the event, please note it is a partial strike and London Underground is still expected to run with a reduced service. Importantly, Olympia is served by the London Overground, which is not affected neither is the DLR, local buses, Network Rail or the Elizabeth Line, so getting to and from the venue should remain straightforward.

We have listed some of the options on the overground routes which are not affected, to ideally make your journey to the event as simple as possible.

SOUTH / SOUTH-WEST LONDON CLAPHAM JUNCTION

- > Overground: Direct
- > Best possible route

(No change, 10 - 12 mins)

VICTORIA

- > National Rail: Victoria → Clapham Junction (~7-10 min)
- > Overground: Clapham Junction → Kensington Olympia (~10-12 min)

(1 change, 20 - 25 mins)

WATERLOO

- > South Western Railway: Waterloo → Clapham Junction (~10 min)
- > Overground: Clapham Junction → Olympia (~10-12 min)
- > Get off at Kensington (Olympia).

(1 change, 20 - 25 mins)

WEST / NORTH-WEST LONDON PADDINGTON

- > Take the 27 Bus to Kensington Olympia (~27 min)
- > Taxi (~10 min)


MARYLEBONE

- > Take the 27 Bus to Kensington Olympia

(45 mins)



OLYMPIA



OVERGROUND ROUTES FROM MAINLINE STATIONS

NORTH / CENTRAL LONDON EUSTON

- > Lioness : Euston → Wilsden Junction (~14 min)
- > Mildmay : Wilsden Junction → Olympia (~9 min)

(No change, 40 - 45 mins)

KING'S CROSS / ST PANCRAS

- > Thameslink : King's Cross/St Pancras → West Hampsted (~8 min)
- > Mildmay : West Hampstead → Olympia (~18 min)

(1 change, 45 mins)

EAST / CITY STRATFORD

- > Overground: Direct

(No change, 50 - 60 mins)

LIVERPOOL STREET

- > Elizabeth line: Liverpool Street → Whitechapel (~2 min)
- > Overground: Whitechapel → Clapham Junction (~37 min)
- > Overground: Clapham Junction → Olympia (~10 min)

(2 changes, 50 mins)


LONDON BRIDGE

- > Transfer to Waterloo
- > South Western Railway: Waterloo → Clapham Junction (~10 min)
- > Overground: Clapham Junction → Olympia (~10-12 min)

(1 change, 30 - 35 mins)



OLYMPIA



OVERGROUND ROUTES FROM MAINLINE STATIONS

CENTRAL INTERCHANGE CENTRAL LONDON

- > Walk or bus to: Paddington / Farringdon / Liverpool Street
- > Overground: Shepherd's Bush → Olympia

(Typically 20–35 min depending on start point)

Most reliable approach

Get onto the Overground Mildmay line (via Clapham Junction, Stratford, or Shepherd's Bush)

CLICK ON THE LINK BELOW FOR





[DATADECODED.COM](https://datadecoded.com)

BROUGHT TO YOU BY:

MEDIA12
GROUP

OLYMPIA





AVAILABLE BUS ROUTES FROM MAINLINE STATIONS

LIVERPOOL STREET

- > Take bus 26 from Liverpool Street → Trafalgar Square / Charing Cross.
- > From there, take the bus 9 towards Hammersmith.

(1 change, 60 - 70 mins)

KINGS CROSS

- > Bus 10 or 390 goes directly from King's Cross via Oxford St → Hammersmith.
- > From Hammersmith, bus 9 or 27 goes straight to Olympia.

(1 change, 50 - 60 mins)

EUSTON

- > Take bus 73 to Tottenham Court Road / Gower Street
- > From Hyde Park Corner / Knightsbridge, take bus 9 or 23.
- > Get off at Kensington (Olympia).

(1 change, 35 - 50 mins)

WATERLOO

- > Bus C1 runs direct from Victoria → Kensington (Olympia).

(No changes, 25 - 30 mins)

VICTORIA

- > Bus C1 runs direct from Victoria → Kensington (Olympia).

(No changes, 25 - 30 mins)

CHARING CROSS

- > Bus 9 goes from Charing Cross directly past Olympia.

(No changes, 40 - 50 mins)